

## Research Article

# Analysis of Fractional Thin Film Flow of Third Grade Fluid in Lifting and Drainage via Homotopy Perturbation Procedure

Mubashir Qayyum <sup>1</sup>, Farnaz Ismail,<sup>2</sup> Syed Inayat Ali Shah,<sup>2</sup> Muhammad Sohail <sup>3</sup>,  
Kanayo Kenneth Asogwa <sup>4</sup> and Fatema Tuz Zohra <sup>5</sup>

<sup>1</sup>Department of Sciences and Humanities, National University of Computer & Emerging Sciences FAST Lahore, Pakistan

<sup>2</sup>Department of Mathematics, Islamia College University Peshawar, Pakistan

<sup>3</sup>Department of Mathematics, Khawaja Fareed University of Engineering & Information Technology, Rahim Yar Khan, Pakistan

<sup>4</sup>Department of Mathematics, Nigeria Maritime University, Okerenkoko, Delta State, Nigeria

<sup>5</sup>Department of Mathematics, Faculty of Science and Technology, American International University Bangladesh, Dhaka 1229, Bangladesh

Correspondence should be addressed to Fatema Tuz Zohra; fatema.tz28@gmail.com

Received 17 July 2022; Revised 23 August 2022; Accepted 10 September 2022; Published 23 September 2022

Academic Editor: Qura Tul Ain

Copyright © 2022 Mubashir Qayyum et al. This is an open access article distributed under the Creative Commons Attribution License, which permits unrestricted use, distribution, and reproduction in any medium, provided the original work is properly cited.

Analysis of thin film flows is an important topic in fluid dynamics due to the large number of industrial applications such as food processing, chip manufacturing, irrigation, oil refining process, painting finishing, etc. Analysis involves studying the effects of various parameters in absolute conditions. These parameters may be film thickness, volumetric flux, liquid velocity profile, viscosity, shear stress, gravity, density, and different boundary formations. We have expanded the formulations of non-Newtonian third grade fluid for lifting and draining in fractional space. Fractional calculus along with Homotopy Perturbation Method is used for the solution and analysis purposes. The suitability and consistency of the solutions is determined by detecting residuals in each case. Velocity profile, average velocity, and volume flow for lifting and drainage cases are calculated. To the best of authors knowledge, thin film flow of fractional third grade fluid is not attempted before in lifting and drainage. Investigation shows increase in value of fractional parameter that decreases the velocity profile in lifting while increases the velocity in drainage scenario. Also, the frictional parameter and the gravitational parameter have opposite, while material constant has direct relationship with the velocity profile in lifting case. All the parameters showed inverse effect on the velocity in drainage case.

## 1. Introduction

Thin film flows can be seen in many natural situations such as raindrops on the window, water-filled eyes, and lava. Free drainage refers to a phenomenon in which a fluid flows along a vertical object in such a way that adheres to the form of objects and viscous forces [1]. Paint finishing, oil refining processes, chip production, construction and public works, and laser cutting are industrial applications of these flows [2–4]. The first work on thin films was performed based on Newtonian fluids in [3]. Although this procedure works for a long time, it was not sufficient for the nonlinear analysis of non-Newton liquid such as melted plastics gels, lubri-

cants containing polymeric additives, blood, and foods such as ketchup and honey [5, 6]. Siddiqui et al. address the drainage problems in relation with Phan-Thein-Tanner (PTT) and third grade fluids which flows along an inclined plane in [7, 8]. Siddiqui et al. also analyzed thin film scenario using fourth-grade fluids on vertical cylinders in [9]. Alam et al. [10] investigated thin film of pseudoplastic fluid. Deiber and Cruz analyzed non-Newtonian fluid flow through a circular tube [11]. In terms of flow types, Yih [12] performed the first studies regarding laminar flows in free surface. Landau [13] and Stuart [14] have extended the analysis to the turbulent flows. Nakaya [15] and Lin [16] performed stability analysis taking into account surface

tension. Zangoee et al. [17] performed hydrothermal analysis of hybrid nanofluid on a vertical plate with slip effects. Gulzar et al. analyzed magneto-hyperbolic-tangent liquid for different features in [18]. Fallah et al. analyzed nanofluid in a vertical channel taking polynomial boundary [19]. Nayak et al. [20] numerical examine the mixed convection nanofluid over an isothermal thin needle metallic nanomaterial. Ebrahim et al. investigated the significance of Lorentz forces on radiative nanofluid under multiple constraints [21]. Zaher et al. solved boundary layer flow of a non-Newtonian fluid with planktonic microorganism in [22]. Sara et al. analyzed thin blood stream through electroosmotic forces in hybrid nanofluid [23].

In the past few decades, various numerical and homotopy-based techniques have been proposed by many researchers for BVPs [16, 24, 25]. In 1992, Liao proposed homotopy analysis method for BVPs [26, 27]. After that, professor He proposed a combination of homotopy with perturbation for solution of BVPs in [28–30] and has been used successfully to solve many linear and nonlinear [31–33]. Yildırım [34], Golbabai et al. [35], and Ghasemi et al. [36] solved integro-differential and integral equations through HPM. FDEs have been modelled and studied in signal processing, physics, and biology due to their ability to capture more complex nonlinear phenomena [37–39]. Spasic and Lazarevic discussed the electro viscoelasticity of fractional-order model in [40]. In this continuation, in current paper, we extend the study of thin film flow of fractional third grade fluid in lifting and drainage cases. We formulate the phenomena in the form of fractional differential equations and compute series solutions using homotopy perturbation method (HPM). In the rest of the manuscript, Section 2 is presenting governing equations. Formulation and solution in lifting case are given in Sections 3 and 4. Sections 5 and 6 contain formulation and solution related to drainage case. Results and discussion is in Section 7, while conclusion is given in Section 8.

## 2. Governing Equations

The fundamental equations are as follows [7, 8]:

$$\operatorname{div} \mathbf{V} = 0, \quad (1)$$

$$\rho \left[ \frac{\partial \mathbf{V}}{\partial t} + (\mathbf{V} \cdot \nabla) \mathbf{V} \right] = \nabla \cdot \mathbf{T} + \rho \mathbf{b}, \quad (2)$$

where  $\mathbf{T}$ ,  $\mathbf{V}$  and  $\rho$  are Cauchy stress tensor, velocity and density, respectively. Where

$$\mathbf{T} = -p\mathbf{I} + \mathbf{S}, \quad (3)$$

where  $\mathbf{I}$  is the unit tensor,  $p$  is the pressure, and  $\mathbf{S}$  the extra stress tensor.

$$\mathbf{S} = \left[ a + b \left| \sqrt{\frac{1}{2} \operatorname{tr}(\mathbf{A}_1)^2} \right|^{n-1} \right] \mathbf{A}_1, \quad (4)$$

where  $a$ ,  $b$ , and  $n$  are constants.

$$\begin{aligned} \mathbf{S} + \lambda_1 \frac{D\mathbf{S}}{Dt} + \frac{\lambda_3}{2} (\mathbf{S}\mathbf{A}_1 + \mathbf{A}_1\mathbf{S}) + \frac{\lambda_5}{2} (\operatorname{tr}\mathbf{S})\mathbf{A}_1 \\ = \mu \left( \mathbf{A}_1 + \lambda_2 \frac{D\mathbf{A}_1}{Dt} + \lambda_4 \mathbf{A}_1^2 \right), \mathbf{A}_1 = \mathbf{L} + \mathbf{L}^T, \end{aligned}$$

$$\mathbf{L} = \operatorname{grad} \mathbf{V}, \quad (5)$$

where  $\mu$ ,  $\lambda_1$ ,  $\lambda_2$ ,  $\lambda_3$ ,  $\lambda_4$  and  $\lambda_5$  are material constant, and  $\mathbf{A}_1$  is the Rivlin-Ericksen tensor.

## 3. Formulation of the Problem in Lifting Case [7, 8]

Substituting Equations (3) and (4) in Equation (2), we get

$$\begin{aligned} -\frac{dp_1}{dx} = 0, \\ -\frac{dp_1}{dy} + \rho g + a \frac{d^2 v}{dx^2} + b \frac{d}{dx} \left( \frac{dv}{dx} \right)^n = 0. \end{aligned} \quad (6)$$

From above we deduce that  $p_1 = p_1(y)$ ,

$$a \frac{d^2 v}{dx^2} + nb \left( \frac{dv}{dx} \right)^{n-1} \frac{d^2 v}{dx^2} + \rho g = \frac{dp_1}{dx}. \quad (7)$$

Equation (9) becomes

$$a \frac{d^2 v}{dx^2} + nb \left( \frac{dv}{dx} \right)^{n-1} \frac{d^2 v}{dx^2} - \rho g = 0, \quad (8)$$

$$\text{with } v = U_0 \text{ at } x = 0 \text{ and } S_{xy} = 0 \text{ at } x = \delta, \quad (9)$$

where

$$S_{xy} = a \frac{dv}{dx} + b \left[ \frac{dv}{dx} \right]^n. \quad (10)$$

Using Equation (10) in Equation (9), we get

$$\frac{dv}{dx} = 0 \text{ at } x = \delta, \quad (11)$$

$$\frac{d^2 v}{dx^2} + \frac{nb}{a} \left( \frac{dv}{dx} \right)^{n-1} \frac{d^2 v}{dx^2} - \frac{\rho g}{a} = 0. \quad (12)$$

Substituting  $n = 3$ ,  $b = 2(\beta_2 + \beta_3)$  and  $a = \mu$  in Equation (12), we have

$$\frac{d^2 v}{dx^2} + \frac{6(\beta_2 + \beta_3)}{\mu} \left( \frac{dv}{dx} \right)^2 \frac{d^2 v}{dx^2} - \frac{\rho g}{\mu} = 0, \quad (13)$$

$$\left. \begin{aligned} v &= U_0 \text{ at } x = 0, \\ \frac{dv}{dx} &= 0 \text{ at } x = \delta. \end{aligned} \right\} \quad (14)$$

$v^* = v/U_0, x^* = x/\delta, \beta^* = 6(\beta_2 + \beta_3)U_0^2/\mu, g_p^* = \rho g/\mu U_0$  are dimensionless parameters.

The dimensionless form without “\*” of Equation (13) subject to Equation (14) is

$$\frac{d^2 v}{dx^2} + \beta \left( \frac{dv}{dx} \right)^2 \frac{d^2 v}{dx^2} - g_p = 0, \quad (15)$$

$$\text{with } \frac{dv}{dx} = 0 \text{ at } x = 1 \text{ and } v = 1 \text{ at } x = 0, \quad (16)$$

Using definitions of fractional calculus, Equation (16) can be written as fractionally

$$\frac{d^2 v(x)}{dx^2} + \beta (D^\alpha v(x))^2 \frac{d^2 v(x)}{dx^2} - g_p = 0, \quad (17)$$

$$\text{with } v'(1) = 0, v(0) = 1, 0 < \alpha < 1. \quad (18)$$

#### 4. Homotopy Solution of Third Grade Fluid in Lifting Case

For Equation (17), the homotopy  $\Omega \times [0, 1] \rightarrow R$  is defined as follows [24]:

$$(1-p) \frac{d^2 v(x)}{dx^2} + p \left[ \frac{d^2 v(x)}{dx^2} + \beta (D^\alpha v(x))^2 \frac{d^2 v(x)}{dx^2} - g_p \right] = 0. \quad (19)$$

Using Equations (18) and (19) different order problems are given as follows:

0<sup>th</sup> order

$$v_0''(x) = 1, v_0'(1) = 0, v_0(0) = 1. \quad (20)$$

1<sup>st</sup> order

$$-g_p + \beta (D^\alpha v_0(x))^2 v_0''(x) + v_1''(x) = 0, v_1'(1) = 0, v_1(0) = 0 \quad (21)$$

2<sup>nd</sup> order

$$2\beta (D^\alpha v_0(x))(D^\alpha v_1(x))v_0''(x) + \beta (D^\alpha v_0(x))^2 v_1''(x) + v_2''(x) = 0, v_2'(1) = 0, v_2(0) = 0 \quad (22)$$

3<sup>rd</sup> order

$$\begin{aligned} &\beta (D^\alpha v_1(x))^2 v_0''(x) + 2\beta (D^\alpha v_0(x))(D^\alpha v_2(x))v_0''(x) \\ &+ 2\beta (D^\alpha v_0(x))(D^\alpha v_1(x))v_1''(x) \\ &+ \beta (D^\alpha v_0(x))^2 v_2''(x) + v_3''(x) \\ &= 0, v_3(0) = 0, v_3'(1) = 0 \end{aligned} \quad (23)$$

4<sup>th</sup> order

$$\begin{aligned} &2\beta (D^\alpha v_1(x))(D^\alpha v_2(x))v_0''(x) + 2\beta (D^\alpha v_0(x))(D^\alpha v_3(x))v_0''(x) \\ &+ \beta (D^\alpha v_1(x))^2 v_1''(x) \\ &+ 2\beta (D^\alpha v_0(x))(D^\alpha v_2(x))v_1''(x) \\ &+ 2\beta (D^\alpha v_0(x))(D^\alpha v_1(x))v_2''(x) \\ &+ \beta (D^\alpha v_0(x))^2 v_3''(x) \\ &+ v_4''(x) = 0, v(0) = 0, v_4'(1) = 0 \end{aligned} \quad (24)$$

Using Caputo definition while  $\alpha = 0.8, \beta = 1$  and  $g_p = 0.8$  fixed, the approximate solution is

$$\begin{aligned} V(x) &= 1 + \frac{1}{2}(-1.6x + 0.8x^2) \\ &+ \frac{1}{x^{1.6}} 0.01787764010524059(7.612661760000037x^{2.6} \\ &- 10.110566399999996x^4 + 6.938624000000001x^5 \\ &- 1.5769600000000001x^6) \end{aligned}$$

$$\text{The residual is } R = \frac{d^2 V(x)}{dx^2} + \beta (D^\alpha V(x))^2 \frac{d^2 V(x)}{dx^2} - g_p \quad (25)$$

4.1. Flow Rate and Average Velocity in Lifting Case [7]. The average velocity is

$$\begin{aligned} Q &= \int_0^1 V(x) dx, \\ Q &= \frac{(-3 + 2\alpha) \left( -3g_p^3 (-3 + \alpha)^2 (-16 + \alpha(25 + \alpha(-13 + 2\alpha))) \beta / -7 + 2\alpha - 2(-3 + g_p) (-5 + 2\alpha) \Gamma[4 - \alpha]^2 \right)}{6(15 - 16\alpha + 4\alpha^2) \Gamma[4 - \alpha]^2} \\ \bar{V} &= Q. \end{aligned} \quad (26)$$

TABLE 1: Results for  $\alpha$  in lifting case where  $\beta = 0.5$  and  $g_p = 0.001$  are fixed.

$x$	$\alpha = 0.2$		$\alpha = 0.6$		$\alpha = 0.99$	
	$V(x)$	Error	$V(x)$	Error	$V(x)$	Error
0.1	9.9998e-1	-4.54216e-18	9.9991e-1	-1.54976e-17	9.9981e-1	-2.1073e-16
0.2	9.9981e-1	-1.23994e-17	9.9984e-1	-3.1282e-17	9.9985e-1	-1.53593e-16
0.3	9.9974e-1	-2.16777e-17	9.9982e-1	-4.36903e-17	9.9973e-1	-1.01302e-16
0.4	9.9962e-1	-3.07258e-17	9.9972e-1	-5.10537e-17	9.9965e-1	-6.13372e-17
0.5	9.9963e-1	-3.81183e-17	9.9975e-1	-5.31326e-17	9.9959e-1	-3.37629e-17
0.6	9.9958e-1	-4.2865e-17	9.9968e-1	-5.06284e-17	9.9956e-1	-1.65235e-17
0.7	9.9954e-1	-4.45033e-17	9.9964e-1	-4.47699e-17	9.9955e-1	-6.95404e-18
0.8	9.9952e-1	-4.30865e-17	9.9952e-1	-3.69744e-17	9.9954e-1	-2.42827e-18
0.9	9.9998e-1	-4.54216e-18	9.9991e-1	-1.54976e-17	9.9981e-1	-2.1073e-16
1.	9.9981e-1	-1.23994e-17	9.9984e-1	-3.1282e-17	9.9985e-1	-1.53593e-16

TABLE 2: Results for  $g_p$  in lifting case where  $\alpha = 0.95$  and  $\beta = 0.1$  are fixed.

$x$	$g_p = 0.001$		$g_p = 0.01$		$g_p = 0.1$	
	$V(x)$	Error	$V(x)$	Error	$V(x)$	Error
0.1	9.9988e-1	-8.42917e-18	9.9985e-1	-8.42917e-13	9.9989e-1	-8.42614e-8
0.2	9.9985e-1	-6.14371e-18	9.9982e-1	-6.14371e-13	9.9986e-1	-6.14184e-8
0.3	9.9982e-1	-4.05208e-18	9.9978e-1	-4.05208e-13	9.9984e-1	-4.05108e-8
0.4	9.9972e-1	-2.45348e-18	9.9975e-1	-2.45348e-13	9.9975e-1	-2.453e-8
0.5	9.9971e-1	-1.35051e-18	9.9973e-1	-1.35051e-13	9.9972e-1	-1.35031e-8
0.6	9.9968e-1	-6.60931e-19	9.9969e-1	-6.60941e-14	9.9968e-1	-6.60868e-9
0.7	9.9964e-1	-2.78159e-19	9.9965e-1	-2.78161e-14	9.9964e-1	-2.78139e-9
0.8	9.9962e-1	-9.71282e-20	9.9964e-1	-9.7131e-15	9.9952e-1	-9.71257e-10
0.9	9.9952e-1	-2.8262e-20	9.9955e-1	-2.82618e-15	9.9951e-1	-2.82607e-10
1.	9.9951e-1	-6.02955e-20	9.992e-1	-6.03165e-16	9.995e-1	-6.03129e-11

TABLE 3: Results for  $\beta$  in lifting case where  $\alpha = 0.99$  and  $g_p = 0.001$  are fixed.

$x$	$\beta = 0.1$		$\beta = 0.5$		$\beta = 0.9$	
	$V(x)$	Error	$V(x)$	Error	$V(x)$	Error
0.1	9.9998e-1	-1.03899e-17	9.9984e-1	-2.59749e-16	9.9979e-1	-8.41587e-16
0.2	9.9991e-1	-6.69572e-18	9.9981e-1	-1.67394e-16	9.9975e-1	-5.42356e-16
0.3	9.9984e-1	-4.02215e-18	9.9974e-1	-1.00554e-16	9.9974e-1	-3.25794e-16
0.4	9.9978e-1	-2.22459e-18	9.9972e-1	-5.56148e-17	9.9962e-1	-1.80192e-16
0.5	9.9973e-1	-1.10445e-18	9.9963e-1	-2.76114e-17	9.9963e-1	-8.9461e-17
0.6	9.9968e-1	-4.71565e-19	9.9961e-1	-1.17891e-17	9.9956e-1	-3.81967e-17
0.7	9.9964e-1	-1.60686e-19	9.9954e-1	-4.01724e-18	9.9954e-1	-1.30159e-17
0.8	9.9962e-1	-3.81773e-20	9.9952e-1	-9.54481e-19	9.9952e-1	-3.09255e-18
0.9	9.9951e-1	-5.30469e-21	9.9951e-1	-1.326e-19	9.995e-1	-4.29646e-19
1.	9.994e-1	-2.27581e-22	9.995e-1	-5.66682e-21	9.994e-1	-1.83058e-20

## 5. Mathematical Formulation in Drainage Case [7, 8]

Considering the fluid falling on the stationary infinite stationary belt, the flow is in the downward direction due to

gravity, so Equation (15) becomes

$$\frac{d^2v}{dx^2} + \beta \left( \frac{dv}{dx} \right)^2 \frac{d^2v}{dx^2} + g_p = 0, \quad (27)$$

TABLE 4: Results for  $\alpha$  in drainage case keeping  $\beta = 0.1$  and  $g_p = 0.001$  are fixed.

$x$	$\alpha = 0.2$		$\alpha = 0.6$		$\alpha = 0.99$	
	$V(x)$	Error	$V(x)$	Error	$V(x)$	Error
0.1	9.41e-5	1.81686e-19	9.52e-5	2.04663e-18	9.62e-5	1.03899e-17
0.2	1.71e-4	4.95977e-19	1.73e-4	2.82993e-18	1.81e-4	6.69572e-18
0.3	2.62e-4	8.67109e-19	2.65e-4	2.98548e-18	2.64e-4	4.02215e-18
0.4	3.42e-4	1.22903e-18	3.43e-4	2.74607e-18	3.53e-4	2.22459e-18
0.5	3.65e-4	1.52473e-18	3.62e-4	2.29456e-18	3.65e-4	1.10445e-18
0.6	4.12e-4	1.7146e-18	4.11e-4	1.76941e-18	4.52e-4	4.71565e-19
0.7	4.52e-4	1.78013e-18	4.54e-4	1.26636e-18	4.61e-4	1.60686e-19
0.8	4.91e-4	1.72346e-18	4.93e-4	8.42172e-19	4.89e-4	3.81773e-20
0.9	4.95e-4	1.56378e-18	4.91e-4	5.20346e-19	4.95e-4 <sup>4</sup>	5.30469e-21
1.	5.11e-4	1.33187e-18	5.21e-4	2.98346e-19	5.01e-4	2.27581e-22

TABLE 5: Results for  $g_p$  in drainage case where  $\alpha = 0.99$  and  $\beta = 0.1$  are fixed.

$x$	$g_p = 0.1$		$g_p = 0.01$		$g_p = 0.001$	
	$V(x)$	Error	$V(x)$	Error	$V(x)$	Error
0.1	9.41e-5	1.81686e-19	9.52e-5	2.04663e-18	9.62e-5	1.03899e-17
0.2	1.71e-4	4.95977e-19	1.73e-4	2.82993e-18	1.81e-4	6.69572e-18
0.3	2.62e-4	8.67109e-19	2.65e-4	2.98548e-18	2.64e-4	4.02215e-18
0.4	3.42e-4	1.22903e-18	3.43e-4	2.74607e-18	3.53e-4	2.22459e-18
0.5	3.65e-4	1.52473e-18	3.62e-4	2.29456e-18	3.65e-4	1.10445e-18
0.6	4.12e-4	1.7146e-18	4.11e-4	1.76941e-18	4.52e-4	4.71565e-19
0.7	4.52e-4	1.78013e-18	4.54e-4	1.26636e-18	4.61e-4	1.60686e-19
0.8	4.91e-4	1.72346e-18	4.93e-4	8.42172e-19	4.89e-4	3.81773e-20
0.9	4.95e-4	1.56378e-18	4.91e-4	5.20346e-19	4.95e-4 <sup>4</sup>	5.30469e-21
1.	5.11e-4	1.33187e-18	5.21e-4	2.98346e-19	5.01e-4	2.27581e-22

TABLE 6: Results for  $\beta$  in drainage case where  $\alpha = 0.95$  and  $g_p = 0.001$  are fixed.

$x$	$\beta = 0.1$		$\beta = 0.3$		$\beta = 0.7$	
	$V(x)$	Error	$V(x)$	Error	$V(x)$	Error
0.1	9.41e-5	1.81686e-19	9.52e-5	2.04663e-18	9.62e-5	1.03899e-17
0.2	1.71e-4	4.95977e-19	1.73e-4	2.82993e-18	1.81e-4	6.69572e-18
0.3	2.62e-4	8.67109e-19	2.65e-4	2.98548e-18	2.64e-4	4.02215e-18
0.4	3.42e-4	1.22903e-18	3.43e-4	2.74607e-18	3.53e-4	2.22459e-18
0.5	3.65e-4	1.52473e-18	3.62e-4	2.29456e-18	3.65e-4	1.10445e-18
0.6	4.12e-4	1.7146e-18	4.11e-4	1.76941e-18	4.52e-4	4.71565e-19
0.7	4.52e-4	1.78013e-18	4.54e-4	1.26636e-18	4.61e-4	1.60686e-19
0.8	4.91e-4	1.72346e-18	4.93e-4	8.42172e-19	4.89e-4	3.81773e-20
0.9	4.95e-4	1.56378e-18	4.91e-4	5.20346e-19	4.95e-4	5.30469e-21
1.	5.11e-4	1.33187e-18	5.21e-4	2.98346e-19	5.01e-4	2.27581e-22

$$\left. \begin{array}{l} v = 0 \text{ at } x = 0, \\ \text{with } \frac{dv}{dx} = 0 \text{ at } x = 1. \end{array} \right\} \quad (28)$$

can be written fractionally as follows:

$$\frac{d^2 v(x)}{dx^2} + \beta(D^\alpha v(x))^2 \frac{d^2 v(x)}{dx^2} + g_p = 0, \quad (29)$$

Using definitions of fractional calculus, Equation (27)

$$\text{with } v(0) = 0, v'(1) = 0, 0 < \alpha < 1. \quad (30)$$

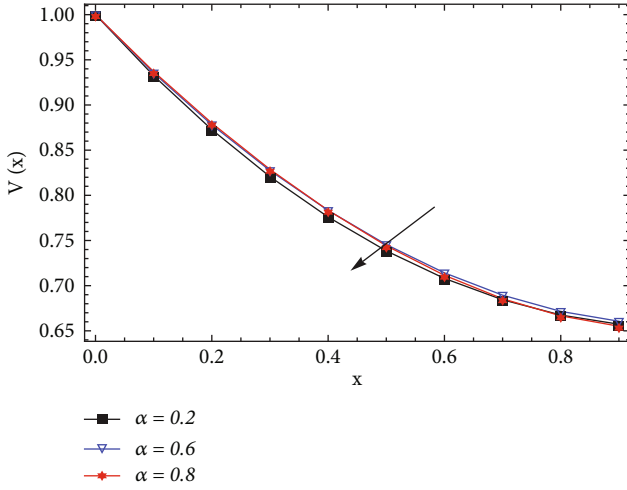


FIGURE 1: In lifting case effect of  $\alpha$  on  $V(x)$  where  $g_p = 0.8$  and  $\beta = 1$  are fixed.

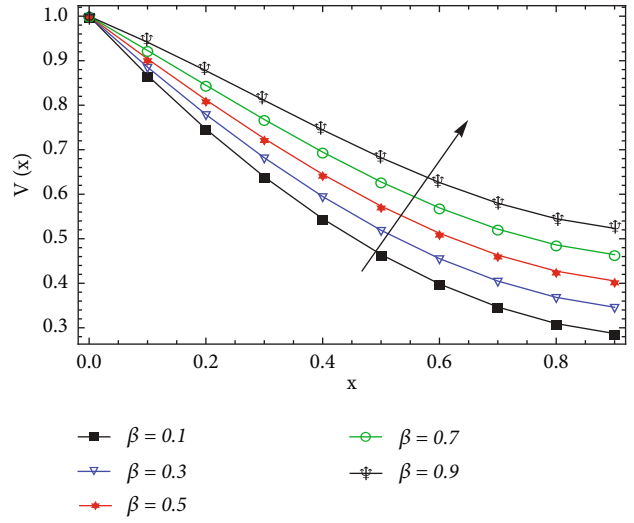


FIGURE 3: In lifting case effect of  $\beta$  on  $V(x)$  where  $\alpha = 0.95$  and  $g_p = 1.5$  are fixed.

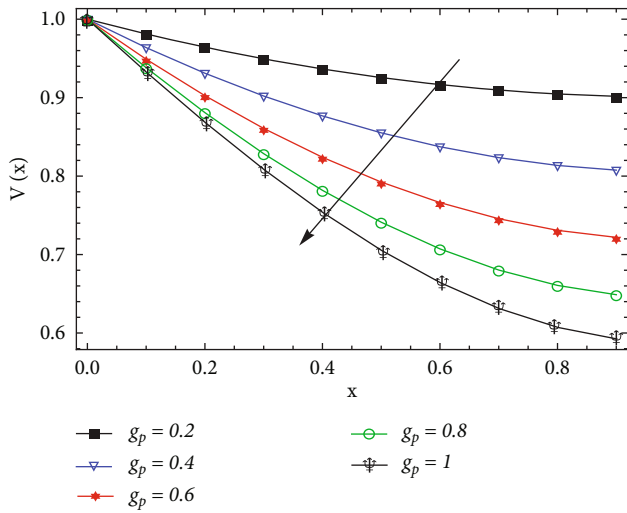


FIGURE 2: In lifting case effect of  $g_p$  on  $V(x)$  where  $\alpha = 0.95$  and  $\beta = 1$  are fixed.

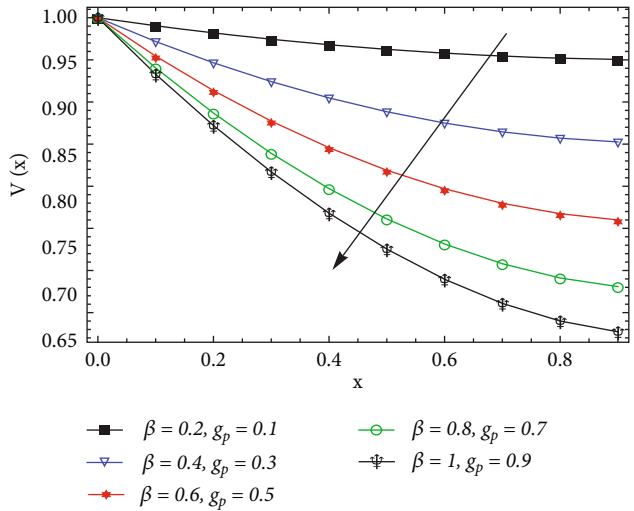


FIGURE 4: In lifting case effect of increasing  $\beta$  and  $g_p$  on  $V(x)$  where  $\alpha = 0.8$  is fixed.

### 6. Homotopy Solution of Third Grade Fluid in Drainage Case

For Equation (29), the homotopy  $\Omega \times [0, 1] \rightarrow R$  is defined as follows [24]:

$$(1-p) \frac{d^2 v(x)}{dx^2} + p \left[ \frac{d^2 v(x)}{dx^2} + \beta (D^\alpha v(x))^2 \frac{d^2 v(x)}{dx^2} + g_p \right] = 0. \tag{31}$$

Using Equations (30) and (31) different order problems are given as follows:

0<sup>th</sup> order

$$v_0''(x) = 0, v_0'(1) = 0, v_0(0) = 0. \tag{32}$$

1<sup>st</sup> order

$$g_p + \beta (D^\alpha v_0(x))^2 v_0'''(x) + v_1'''(x) = 0, v_1'(1) = 0, v_1(0) = 0. \tag{33}$$

2<sup>nd</sup> order

$$2\beta (D^\alpha v_0(x))(D^\alpha v_1(x))v_0'''(x) + \beta (D^\alpha v_0(x))^2 v_1'''(x) + v_2'''(x) = 0, v_2(0) = 0, v_2'(1) = 0. \tag{34}$$

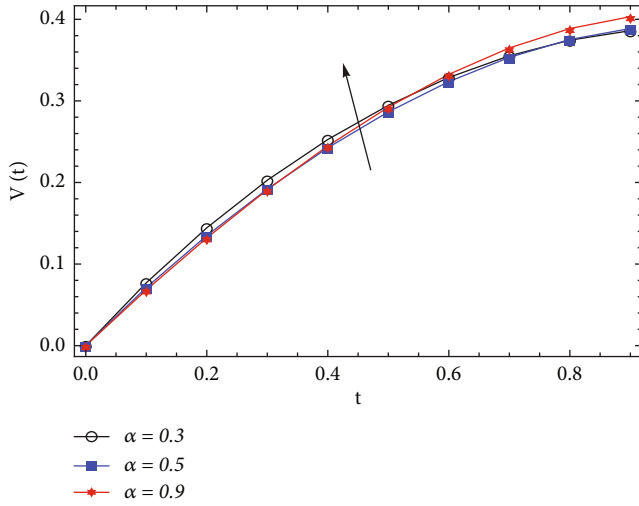


FIGURE 5: In drainage case effect of  $\alpha$  on  $V(x)$  where  $g_p = 1$  and  $\beta = 1$  are fixed.

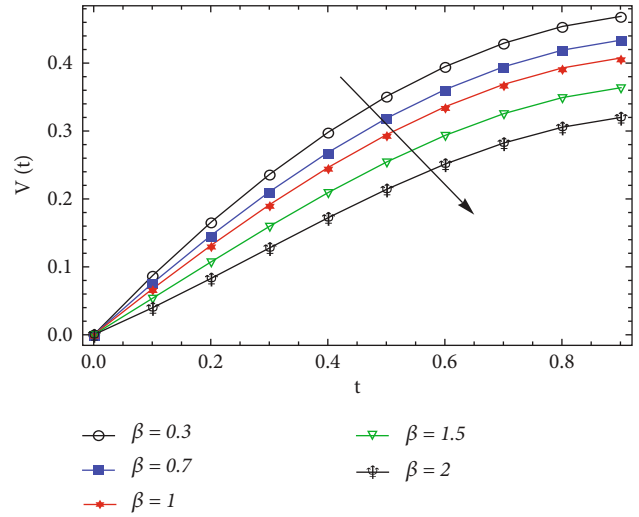


FIGURE 7: In drainage case effect of  $\beta$  on  $V(x)$  where  $g_p = 1$  and  $\alpha = 0.95$  are fixed.

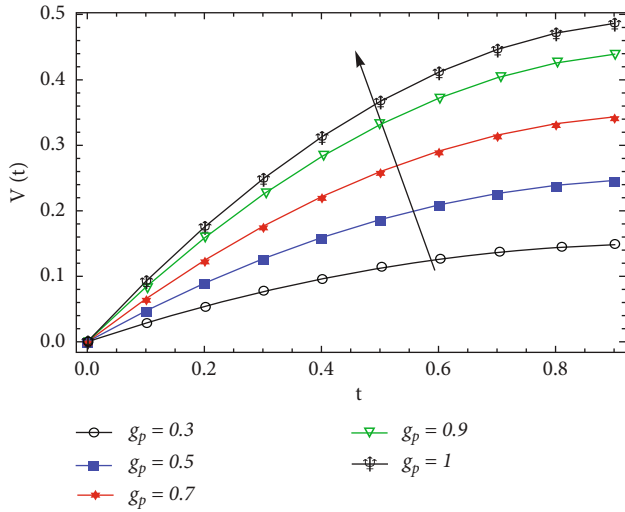


FIGURE 6: In drainage case effect of  $g_p$  on  $V(x)$  keeping  $\alpha = 0.95$  and  $\beta = 1$  are fixed.

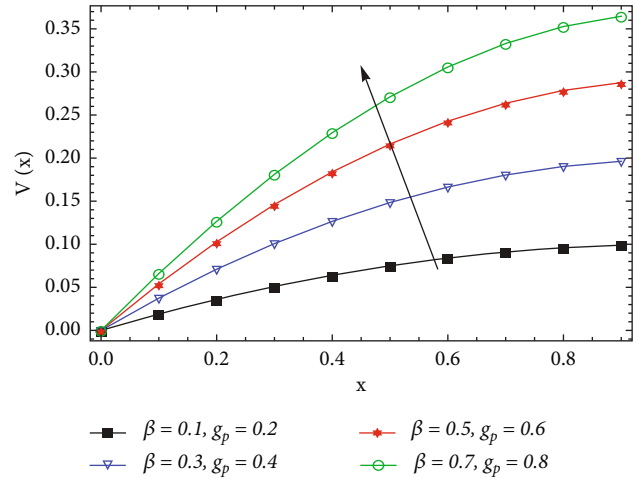


FIGURE 8: In drainage case effect of increasing  $\beta$  and  $g_p$  on  $V(x)$  where  $\alpha = 0.95$  is fixed.

3<sup>rd</sup> order

$$\begin{aligned} &\beta(D^\alpha v_1(x))^2 v_0''(x) + 2\beta(D^\alpha v_0(x))(D^\alpha v_2(x))v_0''(x) \\ &\quad + 2\beta(D^\alpha v_0(x))(D^\alpha v_1(x))v_1''(x) \\ &\quad + \beta(D^\alpha v_0(x))^2 v_2''(x) + v_3''(x) \quad (35) \\ &= 0, v_3(0) = 0, v_3'(1) = 0. \end{aligned}$$

4<sup>th</sup> order

$$\begin{aligned} &2\beta(D^\alpha v_1(x))(D^\alpha v_2(x))v_0''(x) + 2\beta(D^\alpha v_0(x))(D^\alpha v_3(x))v_0''(x) \\ &\quad + \beta(D^\alpha v_1(x))^2 v_1''(x) \\ &\quad + 2\beta(D^\alpha v_0(x))(D^\alpha v_2(x))v_1''(x) \\ &\quad + 2\beta(D^\alpha v_0(x))(D^\alpha v_1(x))v_2''(x) \\ &\quad + \beta(D^\alpha v_0(x))^2 v_3''(x) \\ &\quad + v_4''(x) = 0, v(0) = 0, v_4'(1) = 0. \quad (36) \end{aligned}$$

By using definition where  $\alpha = 0.8$ ,  $\beta = 1$  and  $g_p = 0.8$  are fixed, we get the following approximate solution:

$$V(x) = 1/2 (0.002 x - 0.001 x^2) + \frac{(0.0269608 (-1.08662 \times 10^{-9} x^{2.8} + 1.55232 \times 10^{-9} x^4 - 1.0584 \times 10^{-9} x^5 + 2.52 \times 10^{-10} x^6))}{x^{1.8}}$$

The residual is  $R = \frac{d^2 V(x)}{dx^2} + \beta(D^\alpha V(x))^2 \frac{d^2 V(x)}{dx^2} + g_p$ . (37)

6.1. Average Velocity and Flow Rate in Drainage Case. The average velocity is

$$Q = \int_0^1 V(x) dx,$$

$$Q = \frac{g_p(-3 + 2\alpha) (3g_p^2(-3 + \alpha)^2(-16 + \alpha(25 + \alpha(-13 + 2\alpha)))\beta + (70 + 8(-6 + \alpha)\alpha)\Gamma[4 - \alpha]^2)}{2(-21 + 6\alpha)(15 - 16\alpha + 4\alpha^2)\Gamma[4 - \alpha]^2}. \bar{V} = Q. \tag{38}$$

### 7. Result and Discussion

In this article, series solution of fractional thin film of third grade fluid is obtained in case of lifting and drainage. For the validity check, modelled problems are solved for different values of involved parameters, and the results are presented in Tables 1–6. Tables 1 and 4 are showing solutions and residual errors for different values of fractional parameter  $\alpha$ . Tables 2 and 5 present solution and errors against different numerical values of gravitational parameter  $g_p$ . Similarly, Tables 3 and 6 show the solutions along with errors for different values of non-Newtonian parameter  $\beta$ . Analysis of these tables clearly indicates that obtained solutions are valid and consistent. Graphical analysis of the involved parameters is provided in Figures 1–8. Figures 1–4 capture the effect of involved parameter on the velocity in lifting case. Figures 1, 2, and 3 show the effects of fractional, gravitational, and material parameter on the velocity profile. It is observed that  $\alpha$  and  $g_p$  have inverse, while  $\beta$  has direct relationship with the fluid velocity in lifting case. The effect of simultaneous increase in  $\beta$  and  $g_p$  on the velocity is shown in Figure 4. It has been observed that  $g_p$  effect is more dominant as compared to  $\beta$  in case of lifting. Effects of above mentioned parameters in drainage case are shown in Figures 5–8. Figures 5, 6, and 7 fractional, gravitational, and material parameter on the velocity profile. It is observed that  $\alpha$  and  $g_p$  have direct while  $\beta$  has inverse relationship with the fluid velocity in drainage case. The effect of simultaneous increase in  $\beta$  and  $g_p$  on the velocity is shown in Figure 8. It has been observed that the effect of  $g_p$  is more dominant as compared to  $\beta$  in drainage as well.

### 8. Conclusions

In this article, homotopy based solutions of fractional thin film of third grade fluid are obtained. The validity and convergence of the obtained solutions are confirmed by finding residual errors in each case. The effects of different parameters (fluid and fractional) are also explored on the fluid velocity in fractional environment. Analysis reveals that fractional parameter showed inverse behavior on the fluid velocity in lifting and drainage cases. Moreover, gravitational parameter is prevailing parameter as compared to other fluid parameters in this study.

### Nomenclature

- T: Cauchy stress tensor
- V: Velocity vector
- $\rho$ : Density
- S: Extra stress tensor
- $A_1$ : Rivlin-Ericksen tensor
- $\beta$ : Non-Newtonian Parameter
- $g$ : Gravitational force
- $\mu$ : Material constant
- $\lambda_i$ : Material constants
- $g_p$ : gravitational parameter
- $\beta_i$ : Material constants
- $\alpha$ : Fractional parameter.

### Data Availability

All the data is available with in the manuscript.



## Conflicts of Interest

Authors have no conflict of interest on the publication of this article.

## References

- [1] B. R. Munson and D. F. Young, *Fundamentals of Fluid Mechanics*, John Wiley and Sons, New York, second edition, 1994.
- [2] C. Denson, "The drainage of Newtonian liquids entrained on a vertical surface," *Industrial and Engineering Chemistry Fundamentals*, vol. 9, no. 3, pp. 443–448, 1970.
- [3] S. B. G. O. Brien and L. W. Schwartz, "Theory and modeling of thin film flows," *Encyclopedia of Surface and Colloid Science*, vol. 1, pp. 5283–5297, 2002.
- [4] H. Jeffreys, *The draining of a vertical plate*, St Johns College, 1930.
- [5] J. J. V. Rossum, "Viscous lifting and drainage of liquid," *Applied Scientific Research*, vol. 7, pp. 141–145, 1958.
- [6] G. Astarita and G. Marrucci, *Principle of Non-Newtonian Fluid Mechanics*, McGraw-Hill, London, 1974.
- [7] A. M. Siddiqui, R. Mahmood, and Q. K. Ghori, "Homotopy perturbation method for thin film flow of a third grade fluid down an inclined plane," *Chaos, Solitons & Fractals*, vol. 35, no. 1, pp. 140–147, 2008.
- [8] A. M. Siddiqui, R. Mahmood, and Q. K. Ghori, "Some exact solutions for the thin film flow of a PTT fluid," *Physics Letters A*, vol. 356, no. 4–5, pp. 353–356, 2006.
- [9] A. M. Siddiqui, R. Mahmood, and Q. K. Ghori, "Homotopy perturbation method for thin film flow of a fourth grade fluid down a vertical cylinder," *Physics Letters A*, vol. 352, no. 4–5, pp. 404–410, 2006.
- [10] M. K. Alam, A. M. Siddiqui, M. T. Rahim, S. Islam, E. J. Avital, and J. J. R. Williams, "Thin film flow of magnetohydrodynamic (MHD) pseudo-plastic fluid on vertical wall," *Applied Mathematics and Computation*, vol. 245, pp. 544–556, 2014.
- [11] J. A. Deiber and A. S. M. Santa Cruz, "On non-Newtonian fluid flow through a tube of circular cross section," *Latin American journal of chemical engineering and applied chemistry*, vol. 14, pp. 19–38, 1984.
- [12] C. S. Yih, "Stability of parallel laminar flow with a free surface," in *Proceedings of the Second U.S. National Congress of Applied Mechanics*, ASME, pp. 623–628, New York, 1955.
- [13] L. D. Landau, "On the problem of turbulence," *Comptes Rendus de L'Academie des Sciences de L'URSS*, vol. 44, pp. 311–314, 1944.
- [14] J. T. Stuart, "On the role of Reynolds stresses in stability theory," *Journal of Aerospace Sciences*, vol. 23, pp. 86–88, 1956.
- [15] C. Nakaya, "Equilibrium states of periodic waves on the fluid film down a vertical wall," *Journal of the Physical Society of Japan*, vol. 36, no. 3, pp. 921–926, 1974.
- [16] S. P. Lin, "Finite amplitude side-band stability of a viscous film," *Journal of Fluid Mechanics*, vol. 63, no. 3, pp. 417–429, 1974.
- [17] M. R. Zangoee, K. Hosseinzadeh, and D. D. Ganji, "Hydrothermal analysis of hybrid nanofluid flow on a vertical plate by considering slip condition," *Theoretical and Applied Mechanics Letters*, vol. 100357, 2022.
- [18] M. M. Gulzar, A. Aslam, M. Waqas, M. A. Javed, and K. Hosseinzadeh, "A nonlinear mathematical analysis for magneto-hyperbolic-tangent liquid featuring simultaneous aspects of magnetic field, heat source and thermal stratification," *Applied Nanoscience*, vol. 10, no. 12, pp. 4513–4518, 2020.
- [19] M. Fallah Najafabadi, H. TalebiRostami, K. Hosseinzadeh, and D. D. Ganji, "Investigation of nanofluid flow in a vertical channel considering polynomial boundary conditions by Akbari-Ganji's method," *Theoretical and Applied Mechanics Letters*, vol. 100356, 2022.
- [20] M. K. Nayak, A. Wakif, I. L. Animasaun, and M. S. H. Alauoi, "Numerical differential quadrature examination of steady mixed convection nanofluid flows over an isothermal thin needle conveying metallic and metallic oxide nanomaterials: a comparative investigation," *Arabian Journal for Science and Engineering*, vol. 45, no. 7, pp. 5331–5346, 2020.
- [21] E. A. Algehyne, A. Wakif, G. Rasool, A. Saeed, and Z. Ghouli, "Significance of Darcy-Forchheimer and Lorentz forces on radiative alumina-water nanofluid flows over a slippery curved geometry under multiple convective constraints: a renovated Buongiorno's model with validated thermophysical correlations," *Waves in Random and Complex Media*, pp. 1–30, 2022.
- [22] A. Z. Zaher, K. K. Ali, and K. S. Mekheimer, "Electroosmosis forces EOF driven boundary layer flow for a non-Newtonian fluid with planktonic microorganism: Darcy Forchheimer model," *International Journal of Numerical Methods for Heat & Fluid Flow*, vol. 31, no. 8, pp. 2534–2559, 2021.
- [23] S. I. Abdelsalam, K. S. Mekheimer, and A. Z. Zaher, "Alterations in blood stream by electroosmotic forces of hybrid nanofluid through diseased artery: aneurysmal/stenosed segment," *Chinese Journal of Physics*, vol. 67, pp. 314–329, 2020.
- [24] J. H. He, "Homotopy perturbation technique," *Computer Methods in Applied Mechanics and Engineering*, vol. 178, no. 3–4, pp. 257–262, 1999.
- [25] N. H. Hamad, A. Wakif, and A. Alshehri, "Towards the dynamics of a radiative-reactive magnetized viscoelastic nanofluid involving gyrotactic microorganisms and flowing over a vertical stretching sheet under multiple convective and stratification constraints," *Waves in Random and Complex Media*, pp. 1–31, 2022.
- [26] M. T. Inayat Ullah, H. K. Rahim, and M. Qayyum, "Homotopy analysis solution for magnetohydrodynamic squeezing flow in porous medium," *Adv. Math. Phys.*, vol. 2016, article 3541512, 9 pages, 2016.
- [27] K. H. Hosseinzadeh, M. R. Mardani, S. Salehi, M. Paikar, and D. D. Ganji, "Investigation of micropolar hybrid nanofluid (iron oxide–molybdenum disulfide) flow across a sinusoidal cylinder in presence of magnetic field," *International Journal of Applied and Computational Mathematics*, vol. 7, no. 5, 2021.
- [28] J. H. He, "A coupling method of a homotopy technique and a perturbation technique for non-linear problems," *International Journal of Non-Linear Mechanics*, vol. 35, no. 1, pp. 37–43, 2000.
- [29] J. H. He, "Homotopy perturbation method: a new nonlinear analytical technique," *Applied Mathematics and Computation*, vol. 135, no. 1, pp. 73–79, 2003.
- [30] J. H. He, "A simple perturbation approach to Blasius equation," *Applied Mathematics and Computation*, vol. 140, no. 2–3, pp. 217–222, 2003.
- [31] J. H. He, "Application of homotopy perturbation method to nonlinear wave equations," *Chaos, Solitons and Fractals*, vol. 26, no. 3, pp. 695–700, 2005.

- [32] S. Abbasbandy, "Homotopy perturbation method for quadratic Riccati differential equation and comparison with Adomian's decomposition method," *Applied Mathematics and Computation*, vol. 172, no. 1, pp. 485–490, 2006.
- [33] J. H. He, "Homotopy perturbation method for solving boundary value problems," *Physics Letters A*, vol. 350, no. 1-2, pp. 87–88, 2006.
- [34] A. Yıldırım, "Solution of BVPs for fourth-order integro-differential equations by using homotopy perturbation method," *Computers & Mathematics with Applications*, vol. 56, no. 12, pp. 3175–3180, 2008.
- [35] A. Golbabai and B. Keramati, "Modified homotopy perturbation method for solving Fredholm integral equations," *Chaos, Solitons and Fractals*, vol. 37, no. 5, pp. 1528–1537, 2008.
- [36] M. Ghasemi, M. Tavassoli Kajani, and E. Babolian, "Numerical solutions of non linear Volterra Fredholm integral equations by using homotopy perturbation method," *Applied Mathematics and Computation*, vol. 188, pp. 446–449, 2007.
- [37] R. Hilfer, Ed., *Applications of Fractional Calculus in Physics*, Academic Press, Orlando, 1999.
- [38] I. Podlubny, *Fractional Differential Equations*, Academic Press, New York, 1999.
- [39] R. Gorenflo and F. Mainardi, *Fractional Calculus: Integral and Differential Equations of Fractional Order*, Springer, Wien and New York, 1997.
- [40] A. M. Spasic and M. P. Lazarevic, "Electroviscoelasticity of liquid/liquid interfaces: fractional-order model," *Journal of Colloid and Interface Science*, vol. 282, no. 1, pp. 223–230, 2005.