

Soil Chemical Properties as Influenced by Long Term Manuring and Nitrogen Fertilization in Bangladesh

Fahamida Akter^{1,2}, Md. Mizanur Rahman¹ and Md. Ashraful Alam^{1*}

¹Faculty of Graduate Studies, Bangabandhu Sheikh Mujibur Rahman Agricultural University, Gazipur-1706, Bangladesh.

²Plant Breeding Division, Bangladesh Rice Research Institute, Gazipur-1701, Bangladesh.

Authors' contributions

This work was carried out in collaboration among all authors. Author FA conducted the study, performed the chemical and statistical analysis, wrote the protocol, managed the literature searches and wrote the first draft of the manuscript. Author MMR designed the study and edited the draft and Authors MAA helped author FA to interpret the data and acted as corresponding author. All authors read and approved the final manuscript.

Article Information

DOI: 10.9734/AJSSPN/2019/v4i430049

Editor(s):

- (1) Dr. Prabhakar Tamboli, Adjunct Professor and Director International Training Program, Department of Environmental Science and Technology, University of Maryland, College Park, Maryland 20742, USA.
(2) Dr. Paola Angelini, Professor, Department of Chemistry, Biology and Biotechnology, University of Perugia, Perugia, Italy.

Reviewers:

- (1) Chunsong Bao, China.
(2) Rahul Datta, Mendel University, Czech Republic.

Complete Peer review History: <http://www.sdiarticle3.com/review-history/49455>

Original Research Article

Received 17 April 2019
Accepted 27 June 2019
Published 05 July 2019

ABSTRACT

Organic fertilizers are enriched in plant nutrients which may enhance the soil chemical properties. However, studies on the effect of long term fertilization on soil chemical attributes is yet lacking in Bangladesh. Therefore, an experiment was conducted to assess the changes of soil chemical properties as influenced by long term manuring and nitrogen fertilizer in silt clay loam soil under rice-wheat cropping system. The experimental plot received different organic materials for the last 26 years (1988-2014). Five types of organic materials treatments such as control (no manure), cowdung, compost, green manure and rice straw were applied at the rate of 0, 25, 25, 7.5 and 1.5 t ha⁻¹, respectively in a yearly sequence. Three levels of nitrogen viz. 0, 75 and 100 kg ha⁻¹ for rice and 0, 80 and 120 kg ha⁻¹ for wheat were applied in this study. Long term application of different organic materials positively increased soil organic carbon and total N, P, S and decreased pH and

*Corresponding author: Email: sium2740@gmail.com;

K, Ca and Mg availability. Increase in soil organic carbon was found maximum under green manure and lowest in rice straw applied soil. The green manure contributed to the maximum accumulation of soil nitrogen. N dose of 80 kg ha⁻¹ was found effective in increasing availability of soil nutrients.

Keywords: Organic amendments; cowdung; compost; nitrogen fertilizer.

1. INTRODUCTION

Most of the cultivable lands are degraded day by day due to indiscriminate use of agro-chemicals, luxury irrigation, and excessive crop cultivation with high yielding varieties, minimal use of organic materials and improper soil management practice, causes nutrients deficiency in soil [1]. Consequently plants suffer from unavailability of essential nutrients which results in slow crop performance. So, there is a need for addition of nutrients from the external source for better plant growth and higher yield. Organic materials (OM) amendments influence significant increase of soil organic carbon (SOC) content, which demonstrates a positive role of OM in soil conservation especially in tropical and subtropical climatic conditions [2].

But use of only inorganic fertilizer for longer period causes deterioration of physical properties, OM status and reduces crop yield. In such case, the use of organic manure has greatest benefits in soil health. Continuous application of OM increases organic carbon, total nitrogen, available phosphorus, exchangeable Ca, K and improves soil conditions and productivity. The available P, S and exchangeable K contents in post-harvest soil increase positively as compared to initial soils and significant positive influence on the enrichment of physiochemical properties of wetland paddy soil [3].

Most of the soils of Bangladesh are deficient in organic matter. Farmers don't apply organic matter regularly but they are only concerned about the application of chemical fertilizers such as N, P and K. Moreover the warm climate and intensity of cultivation increase the decomposition of OM [4]. By contrast, the buildup of OM in soils is a slower process and more complex than its decline [5]. Zuazo and Pleguezuelo [6] confirmed that reduced precipitation or increased temperature accelerates land degradation through loss of SOC storage.

Rice-wheat cropping system is the most adopted and vital cropping system for achieving food security in Asia and sustainability of this system

is very important for ensuring food for ever growing population [7]. To improve or to sustain the productivity of rice-wheat system in Bangladesh, Bhuiyan et al. [8] recommended the long-term evaluation of the use of OM for maintaining soil fertility. In this perspective, continuous applications of OM are perhaps the best way to maintain the soil health in our climatic conditions. But such a step in Bangladesh is still meager. Considering the above facts an experiment was initiated in 1988 to study the effects of long term manuring along with three doses of nitrogen on soil chemical properties. Soil nutrients data were obtained conducting the experiment in 2014.

2. MATERIALS AND METHODS

2.1 Study Area

The current study is a part of long-term manuring experiment that started in July, 1988 with T. aman rice-wheat cropping sequence at the research field of Soil Science Department, Bangabandhu Sheikh Mujibur Rahman Agricultural University, Gazipur-1706, Bangladesh. The experimental site is located in the center of the Agro-Ecological Zone (AEZ) of Madhupur tract (AEZ-28) at about 24.23°N latitude and 90.08°E longitudes having a mean elevation of 8.4 m above from the sea level. The climate of the location is tropical monsoon. In the present experiment, soil properties were studied after 26 years of the long term manuring and studied data was compared with data obtained in 2003 as initial data. The land selected for the long-term experiment had been a virgin land where no crop was grown before. The soil belongs to Salna soil series representing the shallow red brown terrace soil and classified as Inceptisols according to USDA classification [9]. The soil is characterized as heavy clay within 50cm from the surface and acidic in nature. Some basic chemical properties of the soil prior to set the long term experiment are presented in Table 1.

2.2 Experimental Design

Factorial experiment comprising two factors (organic materials and nitrogen fertilizer) was laid

out in a randomized complete block design with two replications and unit plot size was 12m × 7m. Experiment comprised eight treatment viz. five different organic materials(OM) treatment (application of cow-dung (CD) @ 25 t/ha, compost (CP) @ 25 t/ha, green manure (GM) @ 7.5 t/ha, rice straw (RS) @ 1.5 t/ha, no manure application(CK) and three level of nitrogen viz. N0, N1 and N2 (For rice 0, 75, and 100 kg ha⁻¹ and for wheat 0, 80, and 120 kg ha⁻¹). Organic materials were applied in well before final land preparation and incorporated them through repeated ploughing. The high yielding rice variety BRRI dhan39 and wheat variety BARI Gom 24 were used as the test crops. Seeds were collected from Bangladesh Agricultural Development Corporation (BADC). After one week proper paddling the field, twenty-five-days old seedlings of BRRI dhan 39 were transplanted maintaining 25 cm × 20 cm spacing and wheat seeds were directly sown in 18th November 2013 in continuous lines having the line-line distance of 20 cm.

Fertilizer P and K were applied as triple super phosphate (TSP) and muriate of potash (MoP) at the rate of 44.05 and 66.67 kg ha⁻¹). The whole amount of TSP, MoP and gypsum (S containing fertilizer) were applied during final land preparation. Urea was applied in three equal split dose, at final land preparation, 15 days after transplanting and 5-7 days before panicle initiation stage. At maturity BRRI dhan39 was harvested in 28th September 2013 and BARI Gom 24 was harvested in 20th March 2014.

2.3 Soil Sampling and Analysis

After harvesting of crop using sampling augur composite (four samples were collected from unit plot and then mixed homogenously to have a single sample) soil samples from each plot were collected from 0-15 cm depth at 20th March 2014. Chemical properties of soil were analyzed using standard methods such as soil pH was determined by using a glass electrode pH meter as outlined [10], Total %OC was estimated by wet oxidation method as described [11], %TN was determined by Kjeldhal method [10]. Available phosphorus was determined by Bray and Curtz method [12], Exchangeable potassium was determined by Jackson method [10], Exchangeable calcium and magnesium was determined by ammonium acetate extraction method and available S was determined by turbidimetric method [13].

2.4 Statistical Analysis

Data were statistically analyzed using statistics 10.0 version software and univariate analysis was performed to test all parameters. Mean data and standard deviation were used to prepare different graphs using Microsoft Excel (Office 2007 version).

Table 1. Chemical properties of initial soil (0-15 cm) of long-term experimental site [14]

Parameters	1988	2003
pH	5.60	5.88
Organic carbon (%)	0.42	0.30
Total nitrogen (%)	0.03	0.05

The soil data of the present study were compared with the data found in 2003

3. RESULTS AND DISCUSSION

3.1 Soil pH

Initial (2003) soil pH was 5.88 in control plot (CK), 5.40 in CD treated plot, 5.38 in CP treated plot, 5.40 in GM treated plot and 5.22 in RS treated plot (Fig. 1). After long-term application of OM, soil pH decreased in CK (5.42), CP (5.16) and GM (5.33) treatments over the initial value. The pH value of CD and RS treated plot was more or less unchanged. Whereas in N treated plot pH value was found almost similar in initial and final samples.

Chang et al. [15] found that soil pH decreased with increasing manure application as organic materials produce organic acid. Ghuman and Sur [16] studied the effect of manuring on soil properties and yield of wheat and obtained significant decrease of 3.0 units in soil pH in the plots green manured for five years. Whenever organic manure added to the soil, pH decreased due to the formation of different organic acid that are incorporated into the soil at the beginning of the manure decomposition.

3.2 Total Organic Carbon (%OC)

The initial OC of soil (2003) in long-term experimental plot was 0.30% in control plot (CK), 0.76% in CD treated plot, 0.68% in CP treated plot, 0.80% in GM treated plot and 0.78% in RS treated plot while in case of N fertilizer received plots %OC was N0 (0.84%), N1(0.59%) and N2(0.66%). Due to application of fertilizer and manure during the last 11 years, the amount of SOC increased in all treatments over the initial value except in N0 treated plot. In case OM the

highest OC was found in GM treated plot which was 0.95% followed by CP (0.90%) treated plot and N1 treated plot shows maximum %OC followed by N2 plot receiving different level of N doses (Fig. 2).

The reason for increasing the OM in soil might be the addition of organic residues and manures, and also crop residues that remained in the field after harvest. The results indicated that the long-term application of organic manure enrich total organic carbon of soil. Mandal et al. [17] found that the total organic carbon was higher under green manuring treated plots than fallow. Similar results were also found and stated that continuous rice-wheat cropping for eight years with press mud and FYM amended treatments significantly increased the organic carbon content of soil from its initial status [18].

3.3 Total Nitrogen

Long-term manuring increased the total N content in soil (Fig. 3). The initial soil contained 0.06% N in the control plot CK (No manure), 0.07% in cowdung and compost, 0.06% in green manure and 0.08% in rice straw treated plots. In

the present study, the total N percentage increased over the initial value due to fertilization and long-term manuring for the last 11 years.

The highest value of nitrogen (0.13%) was found in the green manure treated plot and lowest (0.07) in the CD treated plot after long-term manuring in final soil samples. In case of plots treated with doses % TN increased in all doses over initial value. Maximum TN was found in plot received N2 (0.10%) treatment followed by N0 in the final sample where in the initial sample TN was more or similar ranging from 0.06-0.07%. Long term fertilizer experiment conducted by Santhy et al. [19] at Tamil Nadu, India, since 1972 found that the inclusion of farmyard manure with inorganic fertilizers maintained the highest available N. Mehla et al. [18] reported that the balanced application of N, P, K and Zn with and without organic amendments increased the available N status of soil over their initial status. Nitrogen is the most limiting plant nutrient in nutrient all ecosystems. Regular application of nitrogen using both organic and inorganic sources might ensure a good supply of this nutrient for better crop production and soil health.

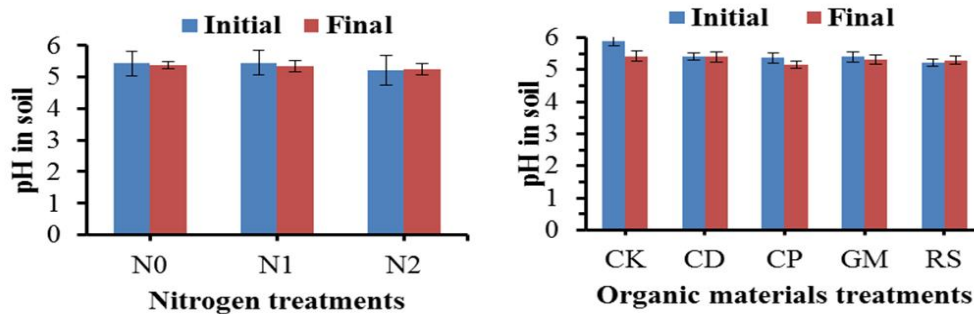


Fig. 1. Effect of long-term application of N and OM on soil pH; vertical bar indicates Standard deviation (SD) of mean

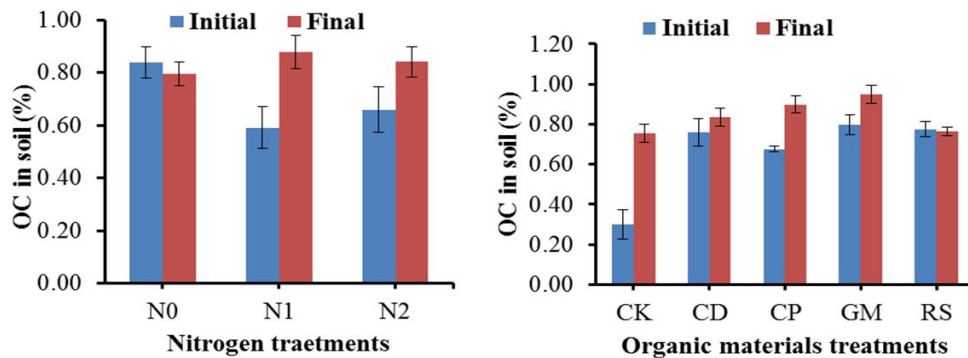


Fig. 2. Effect of long-term application of N and OM on OC content of soil; vertical bar indicates SD of mean

3.4 Available Phosphorus

Long-term manuring significantly affects the available P content (ppm) in soil (Fig. 4). In case of OM treatments initial soil P in the CK (19.07 ppm), CD (20.14 ppm), CP (15.19 ppm), GM (15.37 ppm) and RS (19.73 ppm) was found. While in the final sample most of case P content decrease except in plot having GM (22.27 ppm) treatment and in the control plot (CK) which was 23.80 ppm which might due to application of OM an important source of soil P. In case of N treatment P content also decreased in N0 and N2 treated plot but increased in plot received N1 treatment over the initial values. Highest P content was recorded in N0 (21.60ppm) treated plot in the initial sample whereas N1 (24.66ppm) treatment occupied the maximum P content in the final samples.

After long-term manuring the available P content decreased in the treatments over the initial value in most of the cases. It might be due to higher uptake of P for the higher biomass yield. In an experiment showed that soil P and K increased linearly with increased rates of beef cattle manure compost [20]. Conversely, increased rates of N fertilizer decreased soil P and K.

3.5 Exchangeable Potassium

The exchangeable K^+ content of soil decreased over the initial level during the last 11 years (Fig. 5). Exchangeable K^+ content was increased in the control plot. In case of OM treatments initial K content was more or less similar in CP (0.418 cmol kg^{-1}) and RS (0.416 cmol kg^{-1}) treated plots and CD and GM were also similar. Lowest K content was recorded in control plot CK (0.297 cmol kg^{-1}). In the final sample highest K value was found in RS (0.191 cmol kg^{-1}) treated plot followed by CK and CD treated plots which are statistically similar. CP and GM were also in similar range of 0.14 cmol kg^{-1} . In case of N fertilizer treatments K content was also found decreased in the final sample over initial value. N0 treated plot showed highest K contents the soil in the both initial (0.43 cmol kg^{-1}) and final (0.19 cmol kg^{-1}) soil samples. Findings showed that due to 11 years of long-term fertilization and cropping, the status of potash decreased than the initial value. Mian [21] found that the NH_4^+ formed due to hydrolysis of urea displaced K^+ from exchange sites. As a consequence, K^+ content decreased.

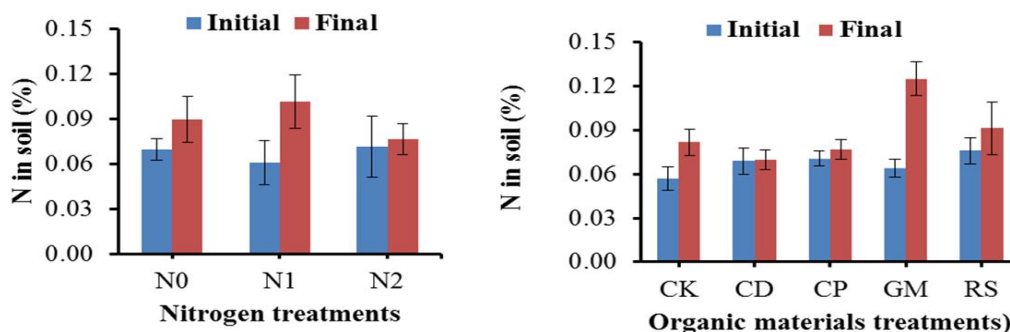


Fig. 3. Effect of long term application of N and OM on total N content of soil; vertical bar indicates SD of mean

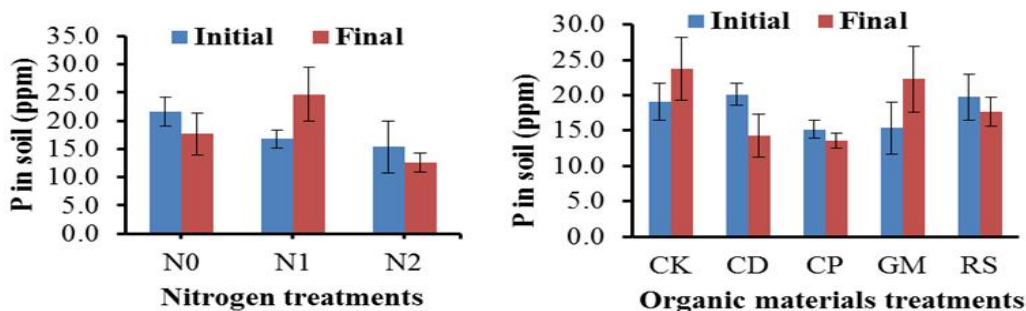


Fig. 4. Effect of long-term application of N and OM on P content of soil; vertical bar indicates SD of mean

A nutrient balance indicated a severe loss of K^+ from BAU farm soil each year due to weathering of soil material [22]. The decrease in K^+ content over the initial status might be the effect of luxury consumption of K^+ by the crops from the experimental field. Crop removal accounts for the largest loss of K from the soil.

3.6 Exchangeable Calcium

The effect of long-term manure application was more not pronounced in case of Ca availability in soil (Fig. 6). In the initial soil (2003) highest Ca was found in RS (9.77 $cmol\ kg^{-1}$) treated plot. Ca contents in others plot were in the range of 8.95-9.52 $cmol\ kg^{-1}$ in case of OM treatments. After long-term fertilization the available Ca content was decreased over initial value and found in the range of 7.88 to 8.82 $cmol\ kg^{-1}$ in the final samples.

In case of N treatments Ca content of soil was also found in decreasing except in N1 treated plot over the initial samples. Highest Ca was found in the initial soil with N0 (9.61 $cmol\ kg^{-1}$) treated plot. While N1 (9.98 $cmol\ kg^{-1}$) gives the highest Ca value in the final sample. This result might be due to absence of Ca bearing minerals in the soil as Ca is not applied in the form of fertilizers. Results of four year experiment depicted that exchangeable Ca^{+2} of soil were increased and the exchangeable Al^{+3} decreased by the application of manure [23].

3.7 Exchangeable Magnesium

The exchangeable Mg content of soil was slightly decreased over the initial value after long-term fertilization (Fig. 7). Exchangeable Mg content was increased only in control plot CK (2.01 $cmol\ kg^{-1}$) but decreased in case of all OM treatments

over the initial value. Mg value was found the range of 1.83 to 2.01 $cmol\ kg^{-1}$ in final soil sample treated with OM. In case N treatments Mg content of initial sample was found highest in N2 treated plot which was 1.94 $cmol\ kg^{-1}$ and in the final sample N1 treated plot showed highest Mg content which was 2.05 $cmol\ kg^{-1}$. Normally applications of organic materials enhance the availability of Mg but in this study scenario are quite different and this might be due to slow mineralization process or less cation exchange capacity of soil. In contrast, Wong et al. [24] found that addition of manure compost increased exchangeable Mg content in the amended soil.

3.8 Available Sulphur

Application of manure increased sulphur content in soil (Fig. 8). Sulphur contents of initial soil (2003), ranged from 27.17 to 31.83 ppm in different OM treated plots. Highest S was found in GM treated plot which was 31.83 ppm followed by RS treatment in initial sample. After long-term manuring S contents increased, which ranged from 28.37 to 33.84 ppm in case of OM treatments. Lowest S was recorded in the control plot in both cases of initial and final samples. In case of different N dose application S content was almost similar in initial and final sample. Plot received N2 treatment comprised highest S (37.79 and 36.95 ppm) content in both initial and final sample respectively. S content was found decreased in N0 treated plot over the initial value.

As about 90% of the soil sulphur is derived from organic source, which might be the major reason for the development of the sulphur content in organic manure treated plots. The result obtained in this study was supported by the findings of [25].

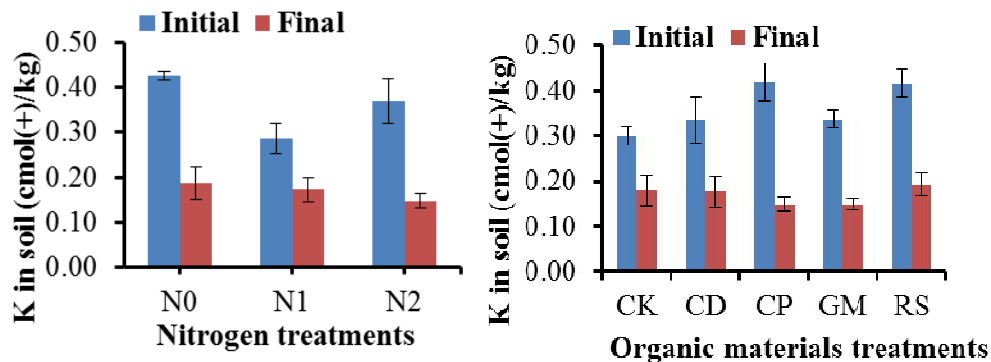


Fig. 5. Effect of long-term application of N and OM on K content of soil; vertical bar indicates SD of mean

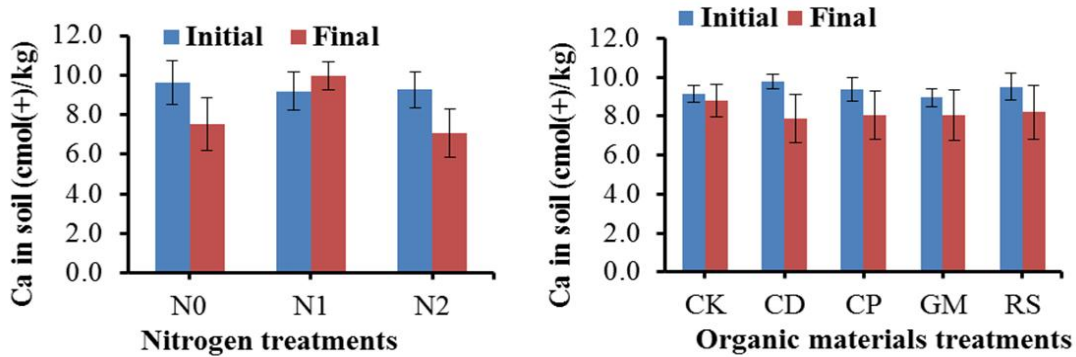


Fig. 6. Effect of long-term application of N and OM on Ca content of soil; vertical bar indicates SD of mean

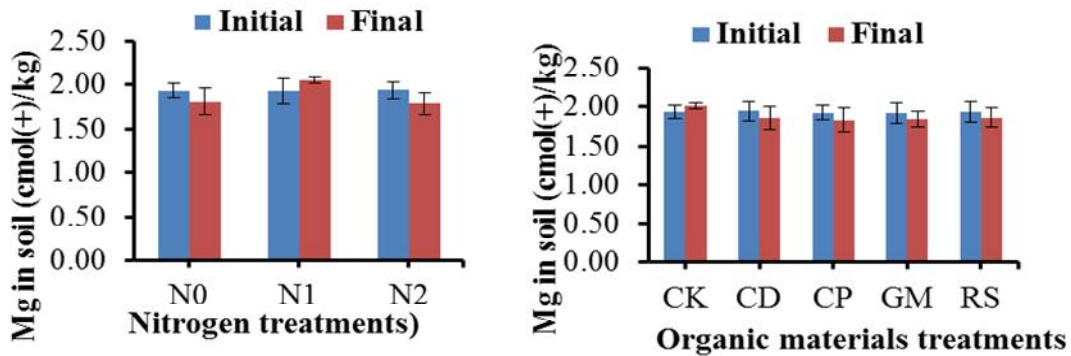


Fig. 7. Effect of long-term application of N and OM on Mg content of soil; vertical bar indicates SD of mean

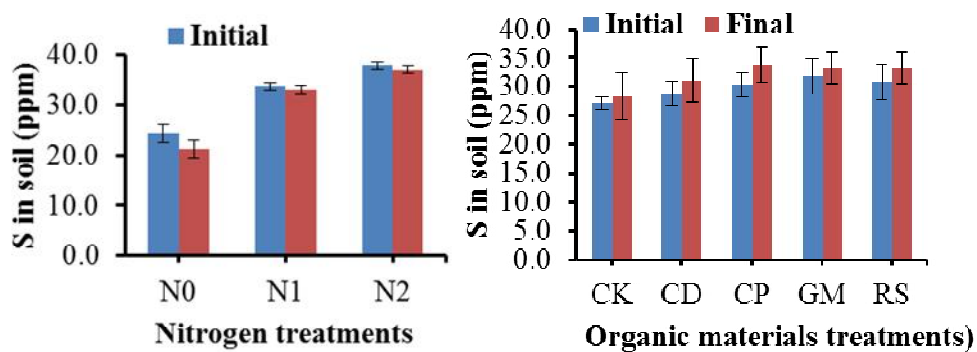


Fig. 8. Effect of long-term application of N and OM on S content of soil; vertical bar indicates SD of mean

4. CONCLUSIONS

Long term application of organic manure increased %OC, %TN and available S and available phosphorus slightly in soil while soil pH, Ca, Mg and K was found decreased. GM plays a significant role in increasing organic carbon,

nitrogen and P in soil. N1 treatment mostly contributed for increasing the amount of %OC, TN and P. Rice straw (RS) was found effective in increasing available S and N2 dose in case of N fertilizer treatments. But soil pH lowered and Ca, Mg and K availability decreased due to long-term manuring. Further studies are needed to observe

the combined effect of inorganic and organic fertilizers which might improve soil health and show positive impact on ecosystems and environment.

ACKNOWLEDGMENTS

Authors impressively acknowledge Department of Soil Science, Bangabandhu Sheikh Mujibur Rahman Agricultural University (BSMRAU), Bangladesh, for financing this research activity.

COMPETING INTERESTS

Authors have declared that no competing interests exist.

REFERENCES

- Lal R. Soils and sustainable agriculture. A review. *J. Agron. Sustain. Dev.* 2008;28:57-64.
- Alam MA, Rahman MM, Biswas JC, Akhter S, Maniruzzaman M, Choudhury AK, Mannan MA. Nitrogen transformation and carbon sequestration in wetland paddy field of Bangladesh. *Paddy and Water Environment.* 2019a;1-12.
- Alam MA, Rahman MM, Kamal MZ, Kabir H, Shiragi M, Monira S, Hasnat M. A study on organic matter and nitrogen dynamics in wetland paddy soils of Bangladesh. *Archives of Agriculture and Environmental Science.* 2019b;4(1):1-7.
- Montemurro F, Maiorana M, Convertini G, Ferri D. Alternative sugar beet production using shallow tillage and municipal solid waste fertilizer. *J. Agron. Sustain. Dev.* 2007;27:129-137.
- Van-Camp L, Bujarrabal B, Gentile AR, Jones RJA, Montanarella L, Olazabal C, Selvaradjou SK. Reports of the technical working groups established under the thematic strategy for soil protection. Office for Official Publications of the European Communities, Luxembourg. 2004;EUR 21319 EN/3:872.
- Zuazo VHD, Pleguezuelo CRR. Soil-erosion and runoff prevention by plant covers. *J. A review. Agron. Sustain. Dev.* 2008;28:65-86.
- Singh G, Jalotas K, Singh Y. Manuring and residue management effects on physical properties of a soil under the rice-wheat system in Punjab, India. *Soil Till. Res.* 2007;94(1):229-238.
- Bhuiyan AM, Badaruddin M, Ahmed NU, Razzaque A. Conclusion. In: *Rice- wheat system research in Bangladesh: A review.* Wheat Research Center, Bangladesh Agricultural Research Institute, Nashipur, Dinajpur, Bangladesh. 1993;83-84.
- Brammer H. Rice soils of Bangladesh. In: *Soils and rice.* Manila, Philippines. The IRRI. 1978;35-55.
- Jackson ML. *Soil chemical analysis.* Prentice Hall of India Pvt. Ltd. New Delhi. 1973;498.
- Walkley AC, Black TA. Estimation of soil organic carbon by chromic acid titration method. *Soil Sci.* 1935;47:29-38.
- Bray RH, Kurtz LT. Determination of total, organic and available forms of phosphorus in soils. *J. Soil. Sci.* 1945;59:39-45.
- Black CA. *Methods of soil science analysis part I and II.* J. Am. Agron. Soc. Ins. Publisher Madison. Wiscon. U.S.A. 1965;57(7):472-475.
- Islam MS. Impact of long-term application of organic matter on soil properties and crop production. Anun Published Ph.D. Dissertation. Department of Soil Science. BSMRAU, Salna, Gazipur-1706, Bangladesh; 2003.
- Chang C, Sommerfeldt TG, Entz T. Soil chemistry after eleven annual applications of cattle feedlot manure. *J. Environ. Qual.* 1991;20:475-480.
- Ghuman BS, Sur HR. Effect of manuring on soil properties and yield of rainfed wheat. *J. Indian Soil Sci. Soc.* 2006;54(1):6-11.
- Mandal UK, Singh G, Victor US, Sharma KL. Green manuring: Its effect on soil properties and crop growth under rice-rice-wheat cropping system. *J. European Agron.* 2003;19(2):225-237.
- Mehla DS, Singh JP, Sekhon KS, Sihag D, Bhardwaj KK. Long-term effects of inorganic and organic inputs on yield and soil fertility in the rice-wheat cropping system in India. In *Proc. 18th World Congress of Soil Science.* Philadelphia, Pennsylvania, USA; 2006.
- Santhy P, Sankar SJ, Muthuvel P, Selvi D. Long term fertilizer experiments: Status of N, P and K fractions in soil. *J. Indian. Soil Sci. Soc.* 1998;46(3):395-398.
- Schlegel AJ. Effect of composted manure on soil chemical properties and nitrogen use by grain sorghum. *J. Prod. Agric.* 1992;5:153-157.

21. Mian MJA, Air, water and nutrient dynamics in paddy soils. PhD Thesis, Dept. of Soil Science, BAU, Mymensingh; 1991.
22. Mian MJA, Moslehuddin AZM. Soil fertility changes under different cropping patterns in long term fertility trials. Proc. Workshop long term expt. Soil Pert. Rice based cropping systems, BRRI, Gazipur; 1999.
23. Patiram, Singh KA. Effect of continuous application of manures and nitrogenous fertilizer on some properties of acid Inceptisols. J. Indian. Soil Sci. Soc. 1993;3:430-433.
24. Wong JWC, Fang KM, Cheung C. Utilization of manure compost for organic farming in Hong-Kong. Bio-resource Tech. 2001;67(1):43-46.
25. Sherchan DP, Gurung GB. Effect of long-term application of chemical fertilizer and manure on crop yields and soil chemical properties under rice-wheat cropping pattern. PAC Technical Paper. Pakhribas Agricultural Centre. No. 183. 1998;20.

© 2019 Akter et al.; This is an Open Access article distributed under the terms of the Creative Commons Attribution License (<http://creativecommons.org/licenses/by/4.0>), which permits unrestricted use, distribution, and reproduction in any medium, provided the original work is properly cited.

Peer-review history:

*The peer review history for this paper can be accessed here:
<http://www.sdiarticle3.com/review-history/49455>*